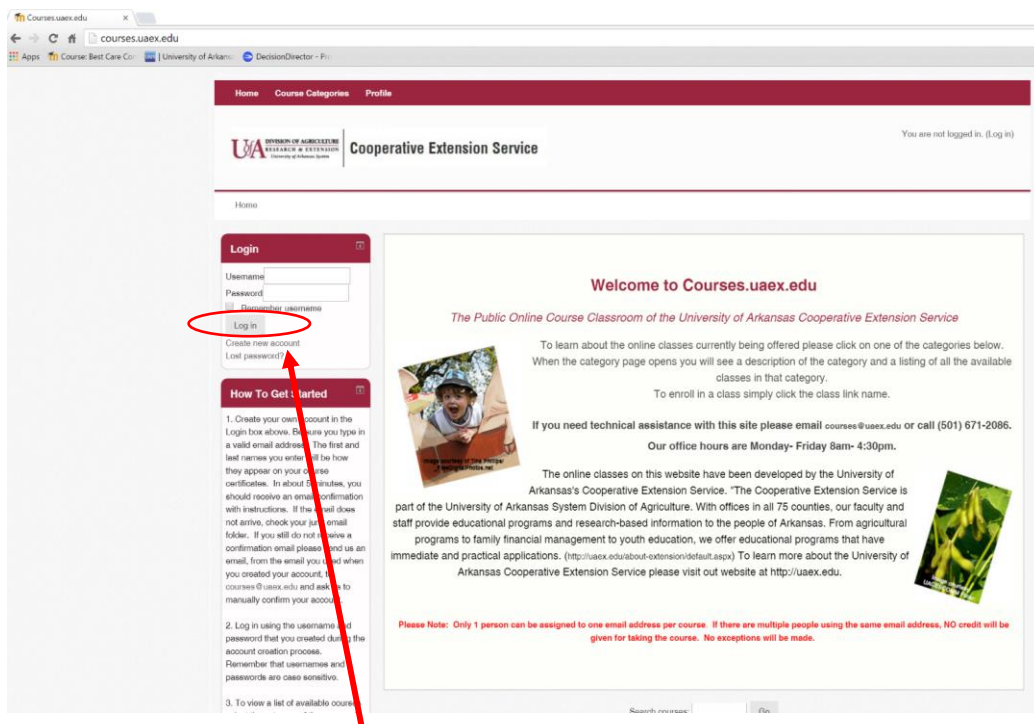


Open an internet browser. We recommend using Google Chrome as your browser as it is the most compatible with the online course. Go to <http://courses.uaex.edu/>



To create an account, click on Create new account.

Under the heading *Choose your username and password*:

1. Enter a username in the box next to Username*
2. Enter a password in the box next to Password*. The password must be at least six characters in length and contain at least one lower case letter.

Under the heading *More details*:

1. Enter a valid e-mail address. Each courses account should be associated with a unique e-mail address to reflect individual course progress.
2. Confirm the e-mail address in the next box.
3. Enter First Name
4. Enter Last Name
5. City/Town and Country fields are optional.

Under the heading *Additional fields*, enter the county or organization where you live or work.

Next to Security question, you will see CAPTCHA text, please enter the exact text you see in the box next to "Enter the words above".

Once you have entered all of the required information, click on Create my new account.

The screenshot shows a web browser window with the URL courses.uaex.edu/login/signup.php. The page title is "New account". The navigation menu includes "Home", "Log in", and "New account". The main heading is "New account".

Choose your username and password

Username*

Password* Unmask

The password must have at least 6 characters, at least 1 lower case letter(s)

More details

Email address* Missing email address

Email (again)*

First name*

Last name*

City/town

Country

Additional fields

Where you live or work*

Security question

SS. Crocifisso

Enter the words above

Get another CAPTCHA

Get an audio CAPTCHA

You are not logged in. (Log in)

You will then be directed to this screen:

The screenshot shows a web browser window with the URL courses.uaex.edu/v/signup.php. The page title is "Confirm your account". The navigation menu includes "Home", "Course Categories", and "Profile". The main heading is "Confirm your account".

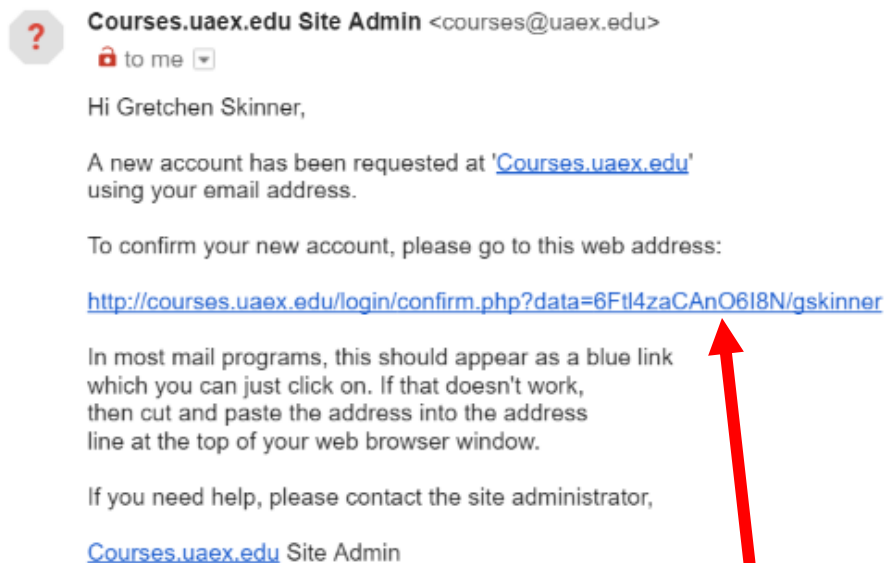
An email should have been sent to your address at gbkinner59@gmail.com. It contains easy instructions to complete your registration. If you continue to have difficulty, contact the site administrator.

You are not logged in. (Log in)

Home

Hosted by: Ramcke | server

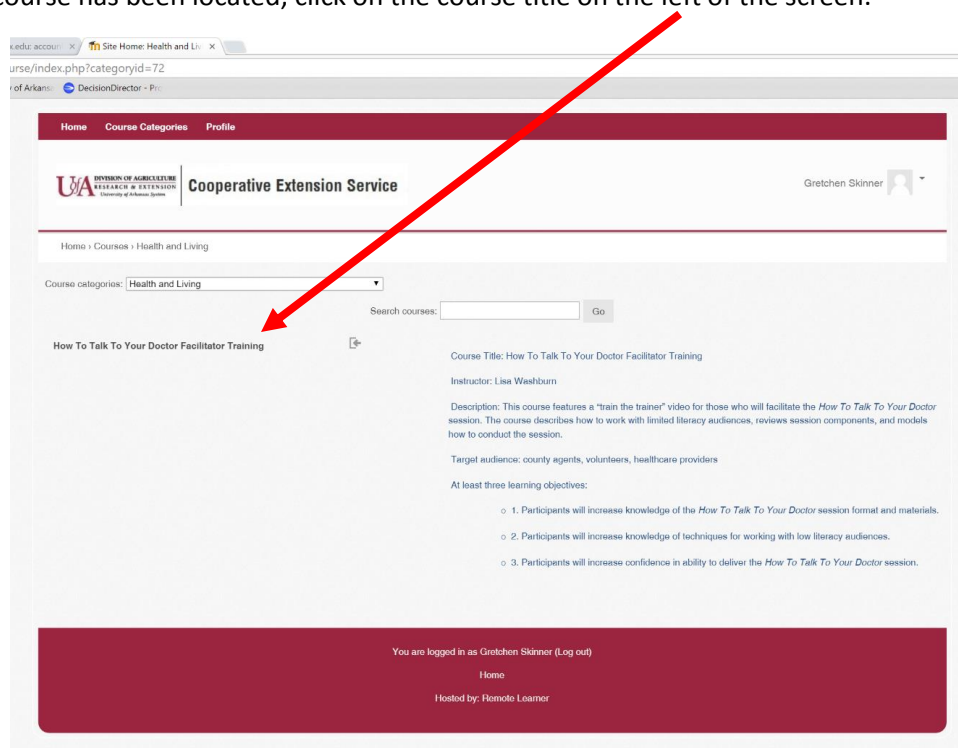
The system will send a confirmation e-mail to the e-mail address you provided. If you do not receive your confirmation e-mail within 24 hours, please be sure to check the Spam, junk or clutter folder in your e-mail account. It is possible that the filter on the e-mail account does not recognize the sending address. Also, please be sure you entered your e-mail correctly. If you do not find your confirmation e-mail, please call (501) 671-2086 or e-mail courses@uaex.edu for technical support.



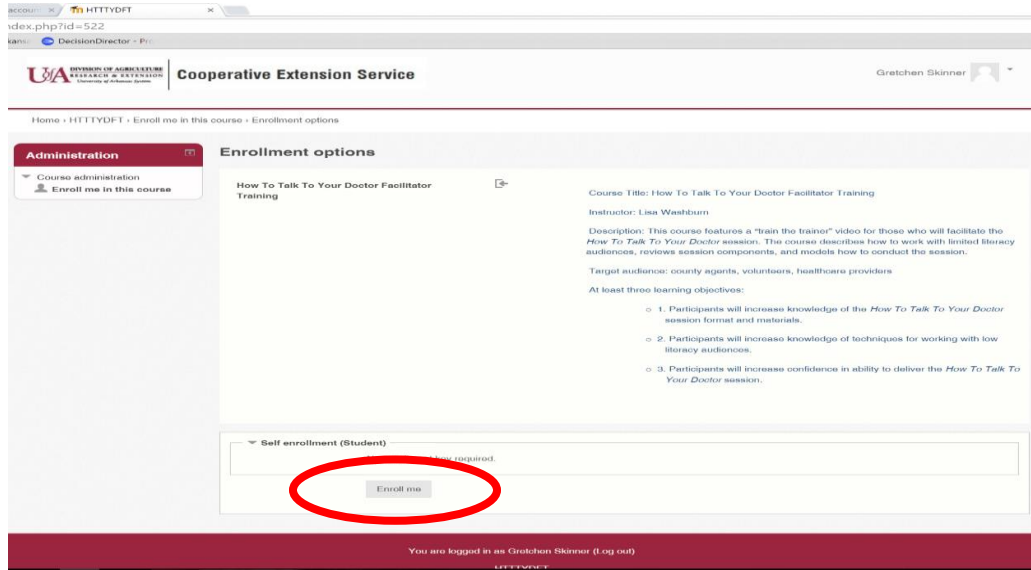
The e-mail will look like the image above. Please click on the link provided to confirm your account.

After you have confirmed your account, you will be logged into the website and can locate the “*How to Talk to Your Doctor Facilitator Training*” course under the *Health and Living* course category. Or you can perform a search by clicking in the box next to Search Courses and type in “*How to Talk to Your Doctor*” and click Search.

When the course has been located, click on the course title on the left of the screen.



After you click the title of the course in which you want to enroll, you will be prompted to confirm your enrollment at the bottom of the course description by clicking on **Enroll Me**.



Once enrollment has been confirmed, you will enter the course and can begin completing the requirements to successfully earn credit for the course. Please be sure to read the Introduction text. This will contain all course requirements and contact information for the course.