



DIVISION OF AGRICULTURE

RESEARCH & EXTENSION

University of Arkansas System

**County Distribution of 2013
Arkansas Cash Receipts**

2013 County Distribution of Arkansas Cash Receipts

June 2015

Breana Watkins
and
Archie Flanders

Department of Agricultural Economics and Agribusiness
Northeast Research and Extension Center
University of Arkansas
Keiser, AR

For questions and comments related to this report contact Breana Watkins at 870-526-2199 ext. 100 or bjwatkins@uaex.edu.



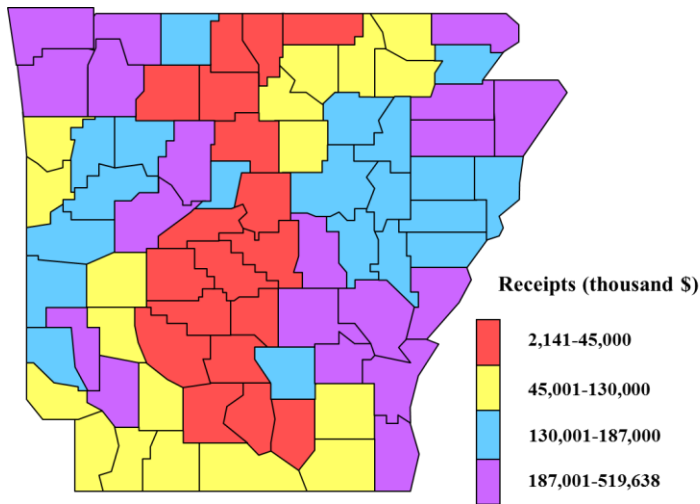
DIVISION OF AGRICULTURE

RESEARCH & EXTENSION

University of Arkansas System

University of Arkansas, United States Department of Agriculture and County Governments Cooperating. The Division of Agriculture offers its programs to all eligible persons regardless of race, color, national origin, religion, gender, age, disability, marital or veteran status, or any other legally protected status, and is an Affirmative Action/Equal Opportunity Employer.

Figure 1. Total Cash Receipts from Crops and Livestock and Products, Arkansas, 2013



According to the Bureau of Economic Analysis, BEA, the total cash receipts from crops and livestock and products for the state of Arkansas for 2013 is \$10,036,721,000. This is a 4.34% increase from 2012's total of \$9,619,460,000. This increase is attributed to a 1.52% decrease in cash receipts from crops from 2012 to 2013 and a 9.56% increase in cash receipts from livestock and products from 2012 to 2013.

Figure 2. Top 5 Counties Total Cash Receipts from Crops and Livestock and Products, Arkansas, 2013

The top 5 counties in Arkansas for cash receipts from crops and livestock and products for 2013 are Benton, Washington, Carroll, Phillips, and Arkansas. The top 5 counties accounted for 18.89% of the state's total cash receipts from crops and livestock and products for 2013.

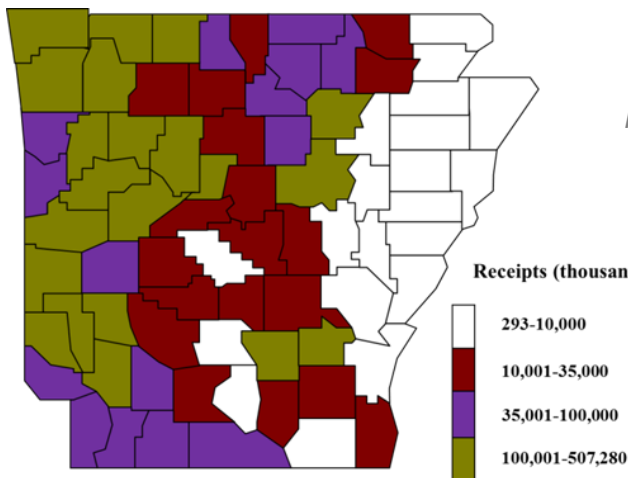
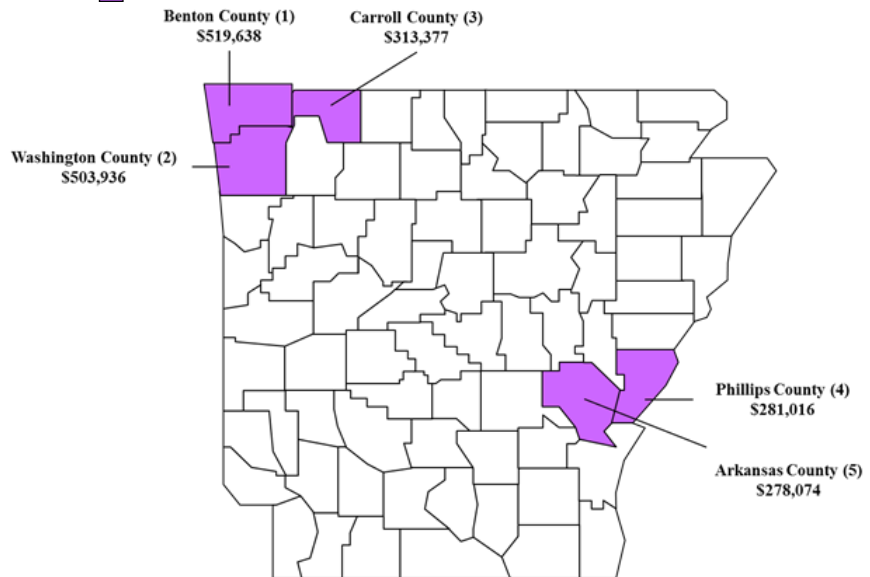


Figure 3. Total Cash Receipts from Livestock and Products, Arkansas, 2013

Total cash receipts from livestock and products for Arkansas for 2013 are \$5,571,236,000. This was an increase of 9.56% from 2012 with the bulk of receipts deriving from the western part of the state.

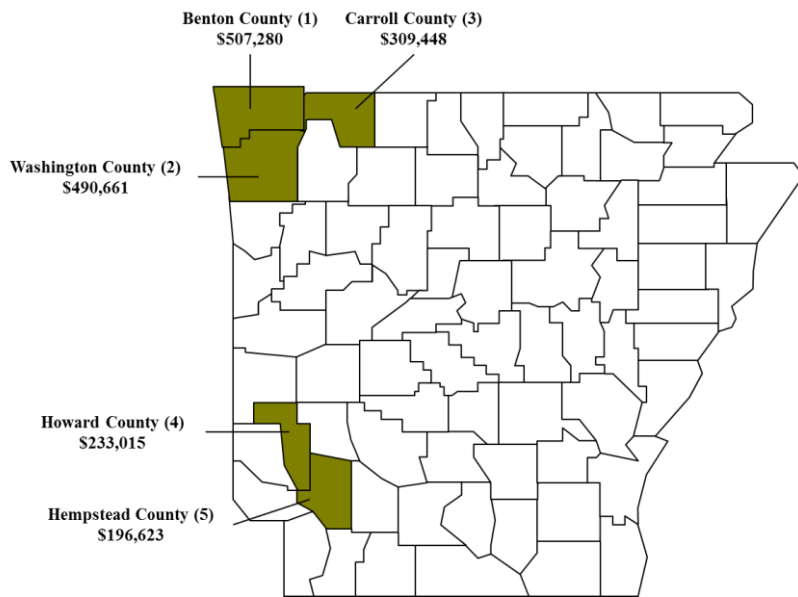


Figure 4. Top 5 Counties Total Cash Receipts from Livestock and Products, Arkansas, 2013

The top 5 counties for cash receipts from livestock and products for 2013 are Benton, Washington, Carroll, Howard, and Hempstead. These were unchanged from the top 5 in 2012. There was a 9.56% increase for all livestock and product receipts. Benton, the county with the largest total cash receipts for livestock and products in 2013, saw an 11.96% increase in receipts from 2012.

Figure 5. Total Cash Receipts from Crops, Arkansas, 2013

Total cash receipts from crops for Arkansas for 2013 are \$4,465,485,000. This was a 1.52% decrease from 2012 with the bulk of receipts deriving from the eastern part of the state.

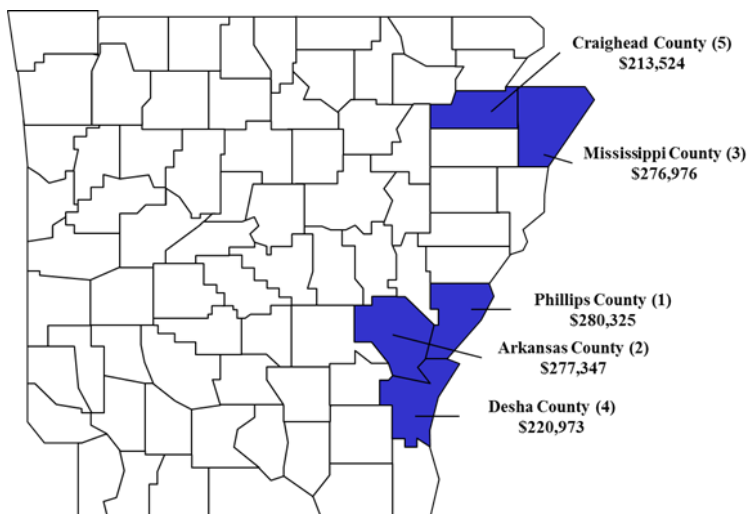
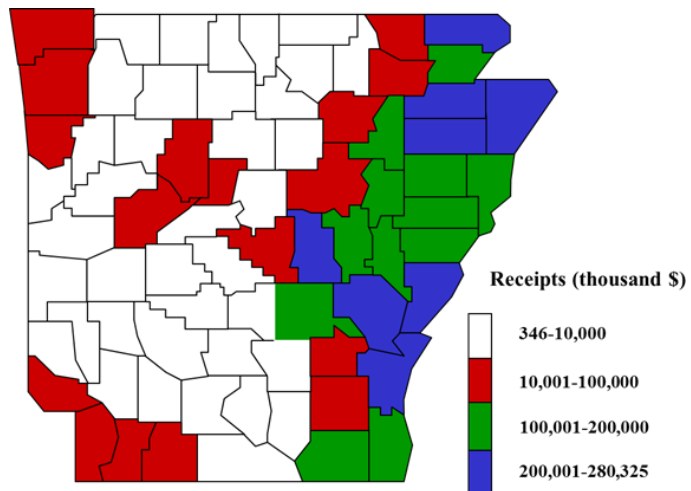


Figure 6. Top 5 Counties Total Cash Receipts from Crops, Arkansas, 2013

The top 5 counties for cash receipts from crops for 2013 are Phillips, Arkansas, Mississippi, Desha, and Craighead. Only two of the top 5 counties saw an increase in their crop receipt totals from 2012 to 2013, Phillips at 1.75% and Arkansas at 1.94%. Mississippi, Craighead, and Desha counties all had a decrease in

crop receipt totals from 2012 to 2013. Mississippi, 2012's top county saw a 2.33% decline; however, Craighead saw a 6.76% decline in crop receipts from 2012 to 2013.

Arkansas	10,036,721	Garland, AR	16,067	Ouachita, AR	20,705
Arkansas, AR	278,074	Grant, AR	26,602	Perry, AR	41,591
Ashley, AR	123,403	Greene, AR	161,667	Phillips, AR	281,016
Baxter, AR	24,211	Hempstead, AR	203,293	Pike, AR	125,116
Benton, AR	519,638	Hot Spring, AR	21,326	Poinsett, AR	212,109
Boone, AR	149,596	Howard, AR	235,903	Polk, AR	166,916
Bradley, AR	38,920	Independence, AR	165,541	Pope, AR	188,601
Calhoun, AR	4,436	Izard, AR	52,296	Prairie, AR	155,479
Carroll, AR	313,377	Jackson, AR	158,026	Pulaski, AR	39,277
Chicot, AR	195,632	Jefferson, AR	203,295	Randolph, AR	89,945
Clark, AR	22,495	Johnson, AR	162,718	St. Francis, AR	140,035
Clay, AR	206,588	Lafayette, AR	120,353	Saline, AR	7,769
Cleburne, AR	69,620	Lawrence, AR	128,284	Scott, AR	133,892
Cleveland, AR	172,808	Lee, AR	186,230	Searcy, AR	17,953
Columbia, AR	54,552	Lincoln, AR	219,025	Sebastian, AR	82,912
Conway, AR	175,582	Little River, AR	83,643	Sevier, AR	181,936
Craighead, AR	220,868	Logan, AR	173,980	Sharp, AR	71,012
Crawford, AR	73,980	Lonoke, AR	230,755	Stone, AR	57,989
Crittenden, AR	164,691	Madison, AR	192,138	Union, AR	87,226
Cross, AR	183,101	Marion, AR	43,752	Van Buren, AR	21,051
Dallas, AR	2,141	Miller, AR	73,468	Washington, AR	503,936
Desha, AR	223,585	Mississippi, AR	277,739	White, AR	159,310
Drew, AR	79,762	Monroe, AR	140,199	Woodruff, AR	131,242
Faulkner, AR	26,149	Montgomery, AR	60,947	Yell, AR	199,137
Franklin, AR	137,303	Nevada, AR	59,074		
Fulton, AR	37,936	Newton, AR	25,797		

Table 1: Total Cash Receipts from Crops and Livestock & Products, Arkansas Counties, 2013 (in thousand dollars)

Table 2: Total Cash Receipts Crops and Livestock & Products, ordered from largest to smallest, Arkansas Counties 2013 (in thousand dollars)

Arkansas	10,036,721	Polk, AR	166,916	Cleburne, AR	69,620
Benton, AR	519,638	Independence, AR	165,541	Montgomery, AR	60,947
Washington, AR	503,936	Crittenden, AR	164,691	Nevada, AR	59,074
Carroll, AR	313,377	Johnson, AR	162,718	Stone, AR	57,989
Phillips, AR	281,016	Greene, AR	161,667	Columbia, AR	54,552
Arkansas, AR	278,074	White, AR	159,310	Izard, AR	52,296
Mississippi, AR	277,739	Jackson, AR	158,026	Marion, AR	43,752
Howard, AR	235,903	Prairie, AR	155,479	Perry, AR	41,591
Lonoke, AR	230,755	Boone, AR	149,596	Pulaski, AR	39,277
Desha, AR	223,585	Monroe, AR	140,199	Bradley, AR	38,920
Craighead, AR	220,868	St. Francis, AR	140,035	Fulton, AR	37,936
Lincoln, AR	219,025	Franklin, AR	137,303	Grant, AR	26,602
Poinsett, AR	212,109	Scott, AR	133,892	Faulkner, AR	26,149
Clay, AR	206,588	Woodruff, AR	131,242	Newton, AR	25,797
Jefferson, AR	203,295	Lawrence, AR	128,284	Baxter, AR	24,211
Hempstead, AR	203,293	Pike, AR	125,116	Clark, AR	22,495
Yell, AR	199,137	Ashley, AR	123,403	Hot Spring, AR	21,326
Chicot, AR	195,632	Lafayette, AR	120,353	Van Buren, AR	21,051
Madison, AR	192,138	Randolph, AR	89,945	Ouachita, AR	20,705
Pope, AR	188,601	Union, AR	87,226	Searcy, AR	17,953
Lee, AR	186,230	Little River, AR	83,643	Garland, AR	16,067
Cross, AR	183,101	Sebastian, AR	82,912	Saline, AR	7,769
Sevier, AR	181,936	Drew, AR	79,762	Calhoun, AR	4,436
Conway, AR	175,582	Crawford, AR	73,980	Dallas, AR	2,141
Logan, AR	173,980	Miller, AR	73,468		
Cleveland, AR	172,808	Sharp, AR	71,012		

Arkansas	5,571,236	Garland, AR	13,678	Ouachita, AR	18,295
Arkansas, AR	727	Grant, AR	24,552	Perry, AR	33,138
Ashley, AR	6,658	Greene, AR	8,011	Phillips, AR	691
Baxter, AR	23,161	Hempstead, AR	196,623	Pike, AR	123,627
Benton, AR	507,280	Hot Spring, AR	18,407	Poinsett, AR	926
Boone, AR	146,317	Howard, AR	233,015	Polk, AR	163,537
Bradley, AR	31,014	Independence, AR	129,952	Pope, AR	174,842
Calhoun, AR	2,465	Izard, AR	50,177	Prairie, AR	4,934
Carroll, AR	309,448	Jackson, AR	4,784	Pulaski, AR	10,954
Chicot, AR	28,033	Jefferson, AR	21,628	Randolph, AR	28,567
Clark, AR	19,049	Johnson, AR	156,707	St. Francis, AR	2,189
Clay, AR	3,185	Lafayette, AR	90,232	Saline, AR	3,156
Cleburne, AR	66,468	Lawrence, AR	30,369	Scott, AR	130,994
Cleveland, AR	172,080	Lee, AR	1,314	Searcy, AR	16,569
Columbia, AR	42,502	Lincoln, AR	133,488	Sebastian, AR	78,877
Conway, AR	155,104	Little River, AR	71,587	Sevier, AR	180,301
Craighead, AR	7,344	Logan, AR	164,207	Sharp, AR	69,440
Crawford, AR	59,869	Lonoke, AR	27,892	Stone, AR	56,142
Crittenden, AR	293	Madison, AR	187,808	Union, AR	85,615
Cross, AR	1,187	Marion, AR	42,645	Van Buren, AR	18,592
Dallas, AR	1,795	Miller, AR	35,803	Washington, AR	490,661
Desha, AR	2,612	Mississippi, AR	763	White, AR	105,845
Drew, AR	23,405	Monroe, AR	2,261	Woodruff, AR	2,030
Faulkner, AR	17,319	Montgomery, AR	58,864	Yell, AR	188,620
Franklin, AR	133,192	Nevada, AR	56,598		
Fulton, AR	36,767	Newton, AR	24,055		

Table 3: Total Cash Receipts Livestock & Products, Arkansas Counties, 2013 (in thousand dollars)

Table 4: Total Cash Receipts Livestock & Products, ordered from largest to smallest, Arkansas Counties, 2013 (in thousand dollars)

Arkansas	5,571,236	Sharp, AR	69,440	Faulkner, AR	17,319
Benton, AR	507,280	Cleburne, AR	66,468	Searcy, AR	16,569
Washington, AR	490,661	Crawford, AR	59,869	Garland, AR	13,678
Carroll, AR	309,448	Montgomery, AR	58,864	Pulaski, AR	10,954
Howard, AR	233,015	Nevada, AR	56,598	Greene, AR	8,011
Hempstead, AR	196,623	Stone, AR	56,142	Craighead, AR	7,344
Yell, AR	188,620	Izard, AR	50,177	Ashley, AR	6,658
Madison, AR	187,808	Marion, AR	42,645	Prairie, AR	4,934
Sevier, AR	180,301	Columbia, AR	42,502	Jackson, AR	4,784
Pope, AR	174,842	Fulton, AR	36,767	Clay, AR	3,185
Cleveland, AR	172,080	Miller, AR	35,803	Saline, AR	3,156
Logan, AR	164,207	Perry, AR	33,138	Desha, AR	2,612
Polk, AR	163,537	Bradley, AR	31,014	Calhoun, AR	2,465
Johnson, AR	156,707	Lawrence, AR	30,369	Monroe, AR	2,261
Conway, AR	155,104	Randolph, AR	28,567	St. Francis, AR	2,189
Boone, AR	146,317	Chicot, AR	28,033	Woodruff, AR	2,030
Lincoln, AR	133,488	Lonoke, AR	27,892	Dallas, AR	1,795
Franklin, AR	133,192	Grant, AR	24,552	Lee, AR	1,314
Scott, AR	130,994	Newton, AR	24,055	Cross, AR	1,187
Independence, AR	129,952	Drew, AR	23,405	Poinsett, AR	926
Pike, AR	123,627	Baxter, AR	23,161	Mississippi, AR	763
White, AR	105,845	Jefferson, AR	21,628	Arkansas, AR	727
Lafayette, AR	90,232	Clark, AR	19,049	Phillips, AR	691
Union, AR	85,615	Van Buren, AR	18,592	Crittenden, AR	293
Sebastian, AR	78,877	Hot Spring, AR	18,407		
Little River, AR	71,587	Ouachita, AR	18,295		

Arkansas	4,465,485	Garland, AR	2,389	Ouachita, AR	2,410
Arkansas, AR	277,347	Grant, AR	2,050	Perry, AR	8,453
Ashley, AR	116,745	Greene, AR	153,656	Phillips, AR	280,325
Baxter, AR	1,050	Hempstead, AR	6,670	Pike, AR	1,489
Benton, AR	12,358	Hot Spring, AR	2,919	Poinsett, AR	211,183
Boone, AR	3,279	Howard, AR	2,888	Polk, AR	3,379
Bradley, AR	7,906	Independence, AR	35,589	Pope, AR	13,759
Calhoun, AR	1,971	Izard, AR	2,119	Prairie, AR	150,545
Carroll, AR	3,929	Jackson, AR	153,242	Pulaski, AR	28,323
Chicot, AR	167,599	Jefferson, AR	181,667	Randolph, AR	61,378
Clark, AR	3,446	Johnson, AR	6,011	St. Francis, AR	137,846
Clay, AR	203,403	Lafayette, AR	30,121	Saline, AR	4,613
Cleburne, AR	3,152	Lawrence, AR	97,915	Scott, AR	2,898
Cleveland, AR	728	Lee, AR	184,916	Searcy, AR	1,384
Columbia, AR	12,050	Lincoln, AR	85,537	Sebastian, AR	4,035
Conway, AR	20,478	Little River, AR	12,056	Sevier, AR	1,635
Craighead, AR	213,524	Logan, AR	9,773	Sharp, AR	1,572
Crawford, AR	14,111	Lonoke, AR	202,863	Stone, AR	1,847
Crittenden, AR	164,398	Madison, AR	4,330	Union, AR	1,611
Cross, AR	181,914	Marion, AR	1,107	Van Buren, AR	2,459
Dallas, AR	346	Miller, AR	37,665	Washington, AR	13,275
Desha, AR	220,973	Mississippi, AR	276,976	White, AR	53,465
Drew, AR	56,357	Monroe, AR	137,938	Woodruff, AR	129,212
Faulkner, AR	8,830	Montgomery, AR	2,083	Yell, AR	10,517
Franklin, AR	4,111	Nevada, AR	2,476		
Fulton, AR	1,169	Newton, AR	1,742		

Table 5: Total Cash Receipts from Crops, Arkansas Counties, 2013 (in thousand dollars)

Table 6: Total Cash Receipts from Crops, ordered from largest to smallest, Arkansas Counties, 2013 (in thousand dollars)

Arkansas	4,465,485	Miller, AR	37,665	Cleburne, AR	3,152
Phillips, AR	280,325	Independence, AR	35,589	Hot Spring, AR	2,919
Arkansas, AR	277,347	Lafayette, AR	30,121	Scott, AR	2,898
Mississippi, AR	276,976	Pulaski, AR	28,323	Howard, AR	2,888
Desha, AR	220,973	Conway, AR	20,478	Nevada, AR	2,476
Craighead, AR	213,524	Crawford, AR	14,111	Van Buren, AR	2,459
Poinsett, AR	211,183	Pope, AR	13,759	Ouachita, AR	2,410
Clay, AR	203,403	Washington, AR	13,275	Garland, AR	2,389
Lonoke, AR	202,863	Benton, AR	12,358	Izard, AR	2,119
Lee, AR	184,916	Little River, AR	12,056	Montgomery, AR	2,083
Cross, AR	181,914	Columbia, AR	12,050	Grant, AR	2,050
Jefferson, AR	181,667	Yell, AR	10,517	Calhoun, AR	1,971
Chicot, AR	167,599	Logan, AR	9,773	Stone, AR	1,847
Crittenden, AR	164,398	Faulkner, AR	8,830	Newton, AR	1,742
Greene, AR	153,656	Perry, AR	8,453	Sevier, AR	1,635
Jackson, AR	153,242	Bradley, AR	7,906	Union, AR	1,611
Prairie, AR	150,545	Hempstead, AR	6,670	Sharp, AR	1,572
Monroe, AR	137,938	Johnson, AR	6,011	Pike, AR	1,489
St. Francis, AR	137,846	Saline, AR	4,613	Searcy, AR	1,384
Woodruff, AR	129,212	Madison, AR	4,330	Fulton, AR	1,169
Ashley, AR	116,745	Franklin, AR	4,111	Marion, AR	1,107
Lawrence, AR	97,915	Sebastian, AR	4,035	Baxter, AR	1,050
Lincoln, AR	85,537	Carroll, AR	3,929	Cleveland, AR	728
Randolph, AR	61,378	Clark, AR	3,446	Dallas, AR	346
Drew, AR	56,357	Polk, AR	3,379		
White, AR	53,465	Boone, AR	3,279		

Reference:

U.S. Department of Commerce – Bureau of Economic Analysis (USDOC, BEA). “Farm Income and Expenses (CA45).” Internet Site:

<http://www.bea.gov/itable/iTable.cfm?ReqID=70&step=1#reqid=70&step=1&isuri=1>

(Accessed June 2015)