



ATV Safety

State O-Rama – Senior 4-H'ers
Ag Systems Technology Management



OBJECTIVES

Targeted life skills: Decision making, communication and personal safety

- Opportunity will be provided for faculty to share information about related college degree programs in Ag Systems Technology Management and career options such as: communications specialists, public relations specialists, agricultural science teachers, and county Extension agents.
- To stimulate a more active interest in ATV safety.
- To encourage further reading, study, and discussion on ATV safety, and to strengthen the 4-H ATV Safety Program.
- To stimulate community, county, district, and state action programs for the promotion of ATV safety and the prevention of ATV accidents.

ACTIVITY

General Rules:

1. Each county may send 2 individuals.
2. As a safety precaution, all contestants will be REQUIRED to wear long sleeve shirts, long pants (preferably denim), and boots. Tennis shoes WILL NOT be allowed. Must wear western style boot, hiking or work boots. NO EXCEPTIONS.
3. Helmets, gloves and eye protection will be provided for wear during the riding portion of the competition. Contestants are encouraged to bring their own should they own a helmet, gloves or goggles.
4. The contestant with the lowest score will win.
5. Any contestant demonstrating unsafe riding skills will be stopped immediately and given 200 penalty points.
6. Due to the nature of the contest all contestants will have completed an ASI ATV Safety RiderCourse prior to the activity.

Contest Format:

A. Written Test: This test will consist of 25 questions which may be fill-in-the blank, multiple choice, or true-false. The test questions will cover basic riding techniques, safety equipment, riding strategies, any other material covered in the ATV RiderCourse Student Handbook.

Rules:

1. One point will be deducted for each question answered incorrectly or unanswered.
2. Time limit-20 minutes
3. Scoring: Questions missed ____ = Total Penalty Points ____

B. Parts Identification: Identify 10 ATV parts from the list provided. Parts will be on ATV and will be tagged for identification.

Rules:

1. 5 minute time limit
2. Scoring: Parts identified incorrectly _____ = total penalty points

C. ATV Safety Skill Driving:

This activity will test the individual's overall ability to safely operate the ATV in various situations.

Rules:

1. 4-H'er must select the correct machine to ride according to his/her age.
2. This is not a timed event 1st and 2nd gear should be used at all times. Emphasis will be on ride technique, skill, and safety. Riding extremely slow or extremely fast will result in penalty.
3. Any and all material for the contest (excluding course) comes directly from ATV RiderCourse Student Handbook, parts list provided and course pattern from 4-H ATV Safety Program Coordinator.

ATV Parts Identification

Name: _____ County: _____

Put the number of the part next to the correct name.

- _____ Parking Brake
- _____ Hand Brake Lever(s)
- _____ Foot Brake Pedal
- _____ Throttle
- _____ Ignition Switch
- _____ Fuel Supply Drive
- _____ Choke (primer)
- _____ Clutch
- _____ Engine Stop Switch
- _____ Gas Cap/Tank Vent
- _____ Shift Lever
- _____ Starter (pull, kick, electric)
- _____ Light On/Off Switch
- _____ Light Hi/Lo Switch
- _____ Compression Release Lever
- _____ Oil Dipstick
- _____ Chain
- _____ Carburetor
- _____ Drive Shaft
- _____ Front Brake Cable

ATV Skill Driving

Contestant Number: _____ Name: _____

Scoring Penalty Points

Participant chooses correct size ATV (10) _____

Pre-Start Check T.C.L.O.C.

Tires & Wheels (5) _____

Controls & Cables (5) _____

Lights & Electrics (5) _____

Oil & Fuel (5) _____

Chain & Drive Shaft Chassis (5) _____

Starting Safety B.O.N.E.C.

Brakes (5) _____

On (5) _____

Neutral (5) _____

Engine (5) _____

Choke (5) _____

Driving Safety

Maintain an even cadence or rhythm (5 each) _____

Correct Throttle Control AT obstacle (5 each) _____

Do not shift while maneuvering an obstacle (5 each) _____

Head and eyes UP looking forward (5 each) _____

Firm braking (5 each) _____

Do not brake while swerving (5 each) _____

General safe Riding Skills (5 each) _____

Smooth shifting (5 each) _____

Body Positioning (5 each) _____

Touching a cone or boundary (5 each) _____

Running over a cone (10 each) _____

Broken Pattern (25) _____

Body Position around turns (5 each) _____

Body position around figure 8 (5 each) _____

Correct body position at hill (5 each) _____

Correct throttle control at hill (5 each) _____

Correct body position in swerve (5 each) _____

NOTE: The BONEC and TCLOC procedures are to be done BEFORE riding the course. This is a pre-ride check. In the essence of time, they will only check air pressure in One tire, not all four.

Along these same lines, they will only have to locate the chain or drive shaft and not literally inspect them. They also will only have to locate the choke on The ATV; they won't choke the engine before starting as it will be quite warm and choking it will flood it anyway but they can locate it.

Each time the rider touches a cone, they will be charged 5 points. Each time they run over a cone they will be charged 10 points.

Each contestant wants to end up with a score of "0" or as close as possible to "0" as they can get.

ELIGIBILITY

The contest is open to senior 4-H members. Any senior 4-H member who has completed an ASI ATV Safety RiderCourse and whose name is entered by his or her county Extension agent will be eligible to enter this contest and compete as an individual.

AWARDS

First through fifth-place individuals will receive ATV Safety Gift Packs as well as ribbons.

PREPARED BY Jack Boles, Arkansas 4-H ATV Safety Coordinator

The Arkansas Cooperative Extension Service offers its programs to all eligible persons regardless of race, color, national origin, religion, gender, age, disability, marital or veteran status, or any other legally protected status, and is an Affirmative Action/Equal Opportunity Employer.

ATV Parts Identification (KEY)

Name: _____ County: _____

Put the number of the part next to the correct name.

__1__ Parking Brake

__2__ Hand Brake Lever(s)

__3__ Foot Brake Pedal

__4__ Throttle

__5__ Ignition Switch

_____ Fuel Supply Drive

__7__ Choke (primer)

__8__ Clutch

__9__ Engine Stop Switch

_10__ Gas Cap/Tank Vent

_11__ Shift Lever

_____ Starter (pull, kick, electric)

_13__ Light On/Off Switch

_____ Light Hi/Lo Switch

_____ Compression Release Lever

_____ Oil Dipstick

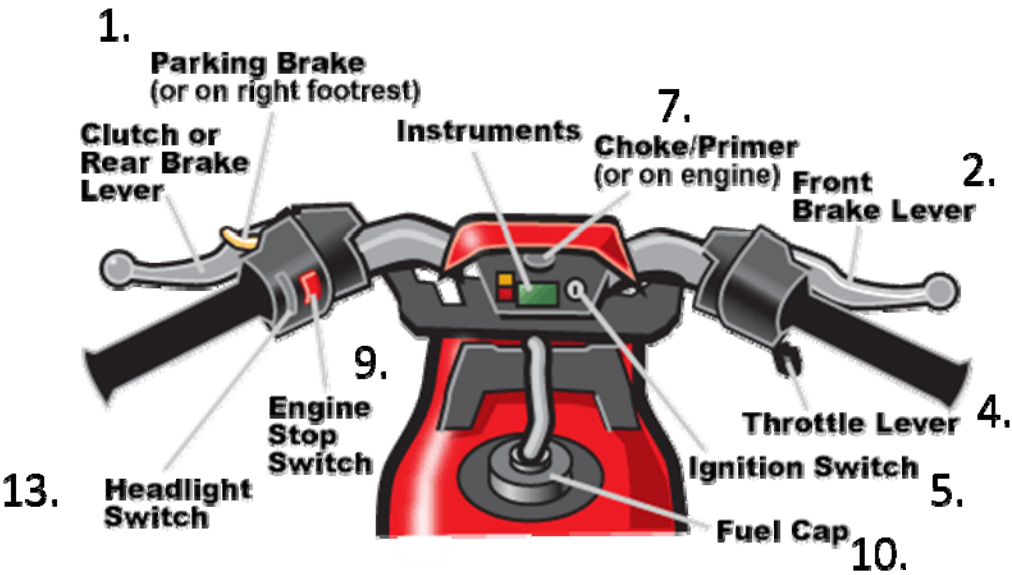

_____ Chain

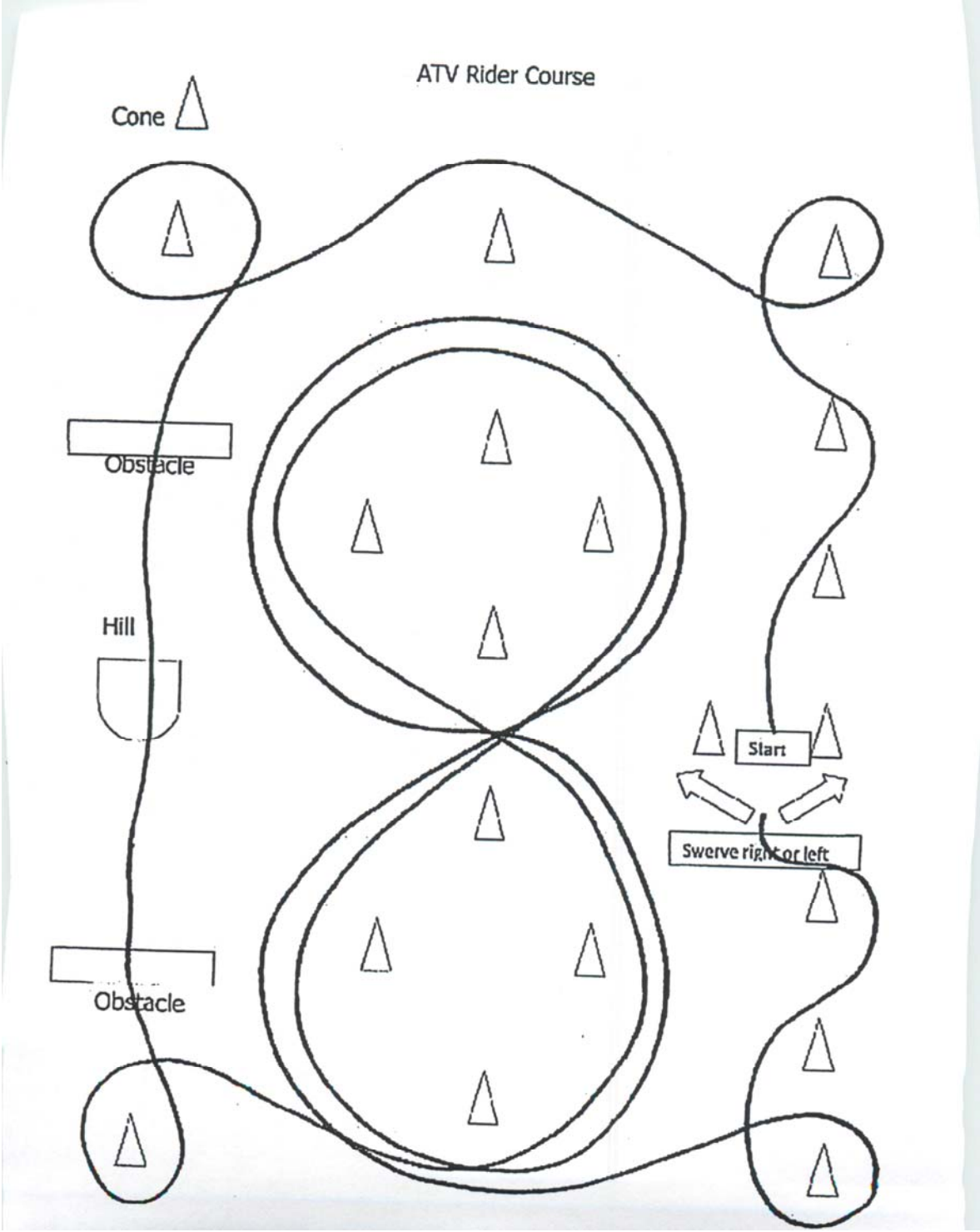
_____ Carburetor

_____ Drive Shaft

_20__ Front Brake Cable

ATV Parts Identification (KEY)





ATV Rider Course Dimensions

